

January 20, 2016

BSE Limited.

Corporate Relationship Department,
Phiroze Jeejeebhoy Towers,
Dalal Street,
Mumbai 400 001.

Dear Sir/Madam,


Sub: Submission of 'Shareholding Pattern' for the Quarter ended December 31, 2015.

Ref: Script Code : 50655.

Pursuant to Regulation 31 of SEBI (Listing Obligations and Disclosure Requirements) Regulations, 2015, we are submitting '**Share holding Pattern**' for the quarter ended December 31, 2015.

Kindly find the same in order and acknowledge.

for **GARWARE POLYESTER LIMITED**



Nimesh S. Shah
Company Secretary &
Compliance Officer



REGD. OFFICE : NAIGAON, POST WALUJ, AURANGABAD 431 133.
CIN No. : L10889MH1957PLC010889. WEBSITE : www.garwarepoly.com

Format of holding of specified securities

- 1) Name of Listed Entity : **GARWARE POLYESTER LIMITED**
- 2) Scrip Code/Name of Scrip/Class of Security : **500655 / EQUITY**
- 3) Share Holding Pattern Filed under : Reg. 31(1)(a)/Reg.31(1)(b)/Reg. 31(1) (c). : **31(1)(b)**
- a) If under 31(1)(b) then indicate the report for Quarter ending : **31st December, 2015**
- b) If under 31(1)(c) then indicate the date of allotment/extinguishment : **N. A.**
- 4) Declaration : The listed entity is required to submit the following declaration to the extend of submission of information :-

Particulars	Yes*	No*
1) Whether the Listed Entity has issued any partly paid up shares ?	Yes	
2) Whether the Listed Entity has issued any Convertible Securities or Warrants ?		No
3) Whether the Listed Entity has any shares against which depository receipts are issued ?		No
4) Whether the Listed Entity has any shares in locked-in ?		No
5) Whether any shares held by promoters are pledge or otherwise encumbered ?		No

* If the Listed Equity selects the option "No" for the questions above, the columns for the partly paid up shares, Outstanding Convertible Securities/Warrants, depository receipts, Locked-in shares, No. of shares pledged or otherwise encumbered by promoters, as applicable, shall not be displayed at the time of dissemination on the Stock Exchange website. Also wherever there is "No" declared by Listed Equity in above table the values will be considered a "Zero" by default on submission of the format of holding of specified securities.

- 5) The tabular format for disclosure of holding of specified securities is as follows :-




Table I - Summary statement of Specified Securities

Category	Category of Shareholder	Nos. of shareholders	No. of Fully paid-up equity shares held	No. of partly paid-up equity shares held	No. of Shares underlying Depository Receipts	Total nos. shares held	Shareholding as a % of total no. of shares (calculated as per SCRR, 1957)	Number of voting rights held in each class of securities			No. of Shares Underlying Outstanding Convertible Securities (including Warrants)	Shareholding, as a % assuming full conversion of convertible securities (as a percentage of diluted share capital)	Number of Locked in shares		Number of Shares pledged or otherwise encumbered		Number of equity shares held in dematerialised form			
								(IX)					(X)	(XI)=(VII)+(X)		(XII)		(XIII)		
														As a % of (A+B+C2)	No. of Voting Rights			Total	As a % of (A+B+C)	No.
(I)	(II)	(III)	(IV)	(V)	(VI)	(VII) = (IV)+(V)+(VI)	(VIII)	Class	Class	Total	(X)	(XI)=(VII)+(X)	(a)		(b)	(a)	(b)			
							As a % of (A+B+C2)	eg.: x	eg.: y		As a % of (A+B+C)		(a)	(b)	(a)	(b)				
(A)	Promoter & Promoter Group	11	14074010	0	0	14074010	60.36	0	0	0	0	0	0	0	0	0	0	14074010		
(B)	Public	29745	9158384	82756	0	9241140	39.64	0	0	0	0	0	0	0	N.A.	N.A.		7966990		
(C)	Non Promoter - Non Public				0	0	0	0	0	0	0	0	0	0	N.A.	N.A.				
(C1)	Shares underlying DRs	0	0	0	0	0	0	0	0	0	0	0	0	0	N.A.	N.A.		0		
(C2)	Shares held by Employee Trusts	0	0	0	0	0	0	0	0	0	0	0	0	0	N.A.	N.A.		0		
	Total	29756	23232394	82756	0	23315150	100	0	0	0	0	0	0	0				22041000		



Table II - Statement showing shareholding pattern of the Promoter and Promoter Group

(I)	(II)	(III)	(IV)	(V)	(VI)	(VII) = (IV)+(V)+(VI)	(VIII)	(IX)			(X)	(XI)=(VII)+(X)	(XII)		(XIII)		(XIV)	
								Number of voting rights held in each class of securities					No. of Shares Underlying Outstanding Convertible Securities (including Warrants)	Shareholding, as a % assuming full conversion of convertible securities (as a percentage of diluted share capital)	Number of Locked in shares	Number of Shares pledged or otherwise encumbered		
								Class X	Class Y	Total								As a % of (A+B+C2)
(1) Indian																		
(a) Individuals/Hindu undivided Family																		
1 S. B. Garware	AANPG8162E	1	1163001	0	0	1163001	4.99	0	0	0	0	0	0	0	0	0	0	1163001
2 Sheela S. Garware	AAFPG9478D	1	175465	0	0	175465	0.75	0	0	0	0	0	0	0	0	0	0	175465
3 Monika Garware Modi	AEQPG3834C	1	267504	0	0	267504	1.15	0	0	0	0	0	0	0	0	0	0	267504
4 Sarita Garware Ramsay	AAMPG2665H	1	267653	0	0	267653	1.15	0	0	0	0	0	0	0	0	0	0	267653
(b) Central Government/State Government (s)		0	0	0	0	0	0	0	0	0	0	0	0	0	0	0	0	0
(c) Financial Institutions/Banks		0	0	0	0	0	0	0	0	0	0	0	0	0	0	0	0	0
(d) Any Other (Specify)																		
Bodies Corporate / Trusts																		
1 S. B. Garware Family Trust	AAKTS6298L	1	10592401	0	0	10592401	45.43	0	0	0	0	0	0	0	0	0	0	10592401
2 B. D. Garware Research Centre	AAACB1748D	1	1067216	0	0	1067216	4.58	0	0	0	0	0	0	0	0	0	0	1067216
3 Great View Real Estates Pvt. Ltd.	AAECG9507D	1	269175	0	0	269175	1.16	0	0	0	0	0	0	0	0	0	0	269175
4 Monika Garware Modi Benefit Trust	AACTM9009M	1	1000	0	0	1000	0.00	0	0	0	0	0	0	0	0	0	0	1000
5 Sarita Garware Benefit Trust	AAKTS6506R	1	1000	0	0	1000	0.00	0	0	0	0	0	0	0	0	0	0	1000
6 Sonia Garware Benefit Trust	AAKTS6878E	1	1000	0	0	1000	0.00	0	0	0	0	0	0	0	0	0	0	1000
Sub Total (A)(1)		10	13805415	0	0	13805415	59.21	0	0	0	0	0	0	0	0	0	0	13805415
(2) Foreign																		
(a) Individuals(Non Resident Individuals/Foreign Nationals)																		
1 Sonia S. Garware	AADPG5422B	1	268595	0	0	268595	1.15	0	0	0	0	0	0	0	0	0	0	268595
(b) Government		0	0	0	0	0	0	0	0	0	0	0	0	0	0	0	0	0
(c) Institutions		0	0	0	0	0	0	0	0	0	0	0	0	0	0	0	0	0
(d) Foreign Portfolio Investor		0	0	0	0	0	0	0	0	0	0	0	0	0	0	0	0	0
(e) Any Other (Specify)		0	0	0	0	0	0	0	0	0	0	0	0	0	0	0	0	0
Sub Total (A)(2)		1	268595	0	0	0	1.15	0	0	0	0	0	0	0	0	0	0	268595
Total Shareholding of Promoter and Promoter Group (A)=(A)(1)+(A)(2)		11	14074010	0	0	14074010	60.36	0	0	0	0	0	0	0	0	0	0	14074010



Details of shares which remain unclaimed by promoters may be given here along with deetails such as number of shareholders, outstanding shares held in demat/unclaimed suspense account, voting rights which are frozen etc.

No. of Shareholders	No. of Shares held
NIL	NIL



Table III - Statement showing shareholding pattern of the Public Shareholder

(I)	(II)	(III)	(IV)	(V)	(VI)	(VII) = (IV)+(V)+(VI)	(VIII)	(IX)			(X)	(XI)	(XII)		(XIII)		(XIV)	
								Number of voting rights held in each class of securities					Total	No. of Locked in shares	Number of Shares pledged or otherwise encumbered	Number of equity shares held in dematerialised form		
								Class X	Class Y	Total								As a % of (A+B+C2)
							As a % of (A+B+C2)					(a)	(b)	(a)	(b)			
(1) Institution																		
(a) Mutual Funds/			9	6226	0	0	6226	0.03	0	0	0	0	0	0	0	0	0	376
(b) Venture Capital Funds			0	0	0	0	0	0	0	0	0	0	0	0	0	0	0	0
(c) Alternate Investment Funds			0	0	0	0	0	0	0	0	0	0	0	0	0	0	0	0
(d) Foreign Venture Capital Investors			0	0	0	0	0	0	0	0	0	0	0	0	0	0	0	0
(e) Foreign Portfolio Investor			0	0	0	0	0	0	0	0	0	0	0	0	0	0	0	0
(f) Financial Institutions/Banks			17	2925	380	0	3305	0.01	0	0	0	0	0	0	0	0	0	2326
(g) Insurance Companies																		
Life Insurance Corporation of India*	AAACL0582H		2	853956	0	0	853956	3.66	0	0	0	0	0	0	0	0	0	853756
(h) Provisional Funds/Pension Funds			0	0	0	0	0	0	0	0	0	0	0	0	0	0	0	0
(i) Any Other (Specify)																		
1 Foreign Institutional Investors			7	2355	0	0	2355	0.01	0	0	0	0	0	0	0	0	0	0
2 UTI			1	8850	0	0	8850	0.04	0	0	0	0	0	0	0	0	0	0
Sub Total (B)(1)			36	874312	380	0	874692	3.75	0	0	0	0	0	0	0	0	0	856458
(2) Central Government /State Government(s)/President of India			0	0	0	0	0	0	0	0	0	0	0	0	0	0	0	0
Sub Total (B)(2)			0	0	0	0	0	0	0	0	0	0	0	0	0	0	0	0
(3) Non-Institutions																		
(a) Individual-																		
i) Individual Shareholders holding nominal share capital upto Rs. 2 Lakh			28896	3555355	81639	0	3636994	15.60	0	0	0	0	0	0	0	0	0	2570017
ii) Individual Shareholders holding nominal share capital in excess of Rs. 2 Lakhs.			27	3176981	0	0	3176981	13.63	0	0	0	0	0	0	0	0	0	3176981
Minal B. Patel*	AACPP5126G			1164167	0	0	1164167	4.99	0	0	0	0	0	0	0	0	0	1164167
Shweta Hardik Patel*	AHRPM9621K			550544	0	0	550544	2.36	0	0	0	0	0	0	0	0	0	550544
(b) NBFC registered with RBI			0	0	0	0	0	0	0	0	0	0	0	0	0	0	0	0
(c) Employees Trusts			0	0	0	0	0	0	0	0	0	0	0	0	0	0	0	0
(d) Overseas Depositors (holding DRs)			0	0	0	0	0	0	0	0	0	0	0	0	0	0	0	0
(e) Any Other (Specify)																		
1 Trust			2	9011	0	0	9011	0.04	0	0	0	0	0	0	0	0	0	9011
2 Foreign National			4	337	0	0	337	0.00	0	0	0	0	0	0	0	0	0	0
3 Hindu Undivided Family			295	213837	0	0	213837	0.92	0	0	0	0	0	0	0	0	0	213837
4 Non Resident Indians			153	163892	352	0	164244	0.71	0	0	0	0	0	0	0	0	0	161952
5 Office Bearers			58	4579	0	0	4579	0.02	0	0	0	0	0	0	0	0	0	1077
6 Clearing Members			35	12207	0	0	12207	0.05	0	0	0	0	0	0	0	0	0	12207
7 Bodies Corporate			239	1147873	385	0	1148258	4.92	0	0	0	0	0	0	0	0	0	965450
Pat Financial Consultants Pvt. Ltd.*	AAACP3115E			327068	0	0	327068	1.40	0	0	0	0	0	0	0	0	0	327068
Dalal & Broacha Stock Broking Pvt. Ltd.*	AAACD5662J			271836	0	0	271836	1.17	0	0	0	0	0	0	0	0	0	271836
Sub Total (B)(3)			29709	8284072	82376	0	8366448	35.89	0	0	0	0	0	0	0	0	0	7110532
Total Public Shareholding (B)=(B)(1)+(B)(2)+(B)(3)			29745	9158384	82756	0	9241140	39.64	0	0	0	0	0	0	0	0	0	7966990

* Shareholders holding more than 1% of total number of shares.




Table IV- Statement showing shareholding pattern of the Non Promoter - Non Public Shareholder

	Category and Name of Shareholders	PAN	Nos. of shareholders	No. of Fully paid-up equity shares held	No. of Partly paid-up equity shares held	No. of Shares underlying Depository Receipts	Total nos. shares held	Shareholding as a % of total no. of shares (calculated as per SCRR, 1957)	Number of voting rights held in each class of securities			No. of Shares Underlying Outstanding Convertible Securities (including Warrants)	Total Shareholding, as a % assuming full conversion of convertible securities (as a percentage of diluted share capital)	Number of Locked in shares		Number of Shares pledged or otherwise encumbered		Number of equity shares held in dematerialised form	
									As a % of (A+B+C2)	No. of Voting Rights				Total As a % of (A+B+C2)	No.	As a % of total shares held	No. Not Applicable		As a % of total shares held
(I)	(II)	(III)	(IV)	(V)	(VI)	(VII) = (IV)+(V)+(VI)	(VIII)	Class X		Class Y	Total	(X)	(XI)					(XII)	
(1)	Custodian/DR		0	0	0	0	0	0.00	0	0	0	0.00	0	0.00	0	0.00	N.A	N.A	0
(a)	Name of DR Holder																		
(2)	Employee Benefit Trust (Under SEBI (Share based Employee Benefit) Regulations, 2014)		0	0	0	0	0	0.00	0	0	0	0.00	0	0.00	0	0.00	N.A	N.A	0
	Total Non Promoter - Non Public Shareholding (C)=(C)(1)+(C)(2)		0	0	0	0	0	0.00	0	0	0	0.00	0	0.00	0	0.00	N.A	N.A	0

